

## De Anza College Office of Institutional Research and Planning

**To:** Mayra Cruz, Instructor, Child Development Department

**From:** Mallory Newell, De Anza Researcher  
Margaret Bliss, Student Assistant

**Date:** 7/26/2016

**Subject:** Child Development Survey Results, Spring 2016

---

Important highlights include:

- 71% (109) of students responded transfer/A.A or A.S. Degree when asked what their educational goal was, while 19% (29) responded certificate/train for new career. (Question 4)
- 69% (106) of students responded English is their language preference when reading new material or hearing a lecture, while 10% (15) responded Cantonese/Mandarin. (Question 7)
- 59% (88) of students responded they would attend classes if offered between 9:00 a.m. and noon, 42% (62) responded between noon and 3:00 p.m., 39% (58) responded between 4:00 p.m. and 7:00 p.m., 29% (43) responded between 7:30 a.m. and 9:00 a.m., 28% (42) responded Saturday classes and 21% (31) responded Friday evenings. (Question 10)
- 33% (50) of students responded that they are employed currently as a teacher/aide or assistant teacher, while 54% (82) responded they are not working at this time/employed but not in Child Development related work. (Question 11)
- 54% (81) of students responded that work and/or family obligations or English as their second language was their biggest challenge to their success in classes, while 15% (23) responded they did not have any challenges. Compared to the Spring 2015 survey where 57% (112) of respondents felt that work and/or family obligations or English as their second language was their biggest challenge to their success in classes, while 11% (22) of respondents did not have any challenges. (Question 20)
- 68% (102) of students responded that they first heard about the Child Development program at De Anza through word of mouth or college catalog or schedule of classes, compared to the Spring 2015 survey 65% (128) of students. (Question 22)
- 82% (123) of students responded excellent/very good when asked to rate the classes they have taken at De Anza College Child Development Department, while 18% (27) responded fair/below average. (Question 23)
- 95% (143) of students responded strongly agree/agree when asked if the CD courses at De Anza College prepare them with the knowledge and practices appropriate for teaching all young children, 5% (8) responded disagree/strongly disagree. (Question 25)
- 49% (73) of students responded very useful/useful when asked if they attended the Child Development Student Orientation and how useful it was to them, while 4% (6) responded not useful/not very useful and 47% (70) responded they did not attend. (Question 27)

- 89% (133) of students responded very much/somewhat when asked how much has their experience in CD at De Anza College prepared them to evaluate the development of young children, while 10% (15) responded not very much/not at all. (Question 29)
- 89% (133) of students responded very much/somewhat when asked how much has their experience in CD at De Anza College help them adapt ideas and methods to new situations in early childhood settings, while 7% (10) responded not very much/not at all. (Question 33)
- 82% (124) of students responded very much/somewhat when asked how much had their experience in CD at De Anza College prepare them to adjust their curriculum to address children needs in early childhood settings, while 7% (11) responded not very much/not at all. (Question 37)

Provided below is a link to the previous survey conducted in 2015:

[http://deanza.edu/ir/deanza-research-projects/2015-16/CD\\_Spring15.pdf](http://deanza.edu/ir/deanza-research-projects/2015-16/CD_Spring15.pdf)

# Child Development Survey

1. Which courses are you enrolled in?

Mean: -

Response	Value	Frequency	Percent	Graph
Pick from the list provided here:	1	21	14	
C D 10G. Child Development The Early Years	2	49	32	
C D 10H. Child Growth and Development Middle Childhood and Adolescence	3	17	11	
C D 12. Child Family and Community Interrelationships	4	58	37	
C D 050. Principles and Practices of Teaching Young Children	5	30	19	
C D 51A. BASIC STUDENT TEACHING PRACTICUM	6	5	3	
C D 51B. Advanced Student Teaching Practicum	7	3	2	
C D 52. Observation and Assessment of Children	8	12	8	
C D 53. Creative Art for the Young Child	9	7	5	
C D 54. Curriculum for Early Childhood Programs	10	6	4	
C D 55. Literacy Development and Activities for the Young Child	11	2	1	
C D 56. Understanding and Working with English Language Learners	12	4	3	
C D 57. Self-Assessment for Teachers of Young Children: Field Experience	13	3	2	
C D 58. Infant/Toddler Development	14	5	3	
C D 59G. Supervision and Administration of Child Development Programs Management Systems	15	3	2	
C D 59H. Supervision and Administration of Child Development Programs Leadership Skills	16	3	2	
C D 60. Exceptional Children	17	4	3	

## Child Development Survey

C D 61. Music and Movement Developmental Foundations	18	6	4
C D 63. Math and Science Activities for the Young Child	19	1	1
C D 64. Health Safety and Nutrition for the Young Child	20	5	3
C D 65. Programs for School-Age Child Care	21	4	3
C D 66. Montessori Methods and Materials	22	4	3
C D 67. Supervision and Administration of Child Development Programs Adult Supervision	23	4	3
C D 68. Teaching in a Diverse Society	24	42	27
C D 69. Early Childhood Education Principles and Practices Cross-Cultural Emphasis	25	2	1
C D 70. Seminar in Parenting the Preschool Child	26	3	2
C D 71. Constructive Guidance and Positive Discipline in Early Childhood	27	3	2
C D 72. Partnerships with Families in Early Childhood Education	28	5	3
C D 73. Early Childhood Mental Health	29	3	2
C D 74. Early Childhood Mental Health Seminar and Fieldwork	30	3	2
C D 75. Social Emotional Development in Early Childhood	31	4	3
C D 77. Special Projects in Child Development	32	1	1
C D 77W. Special Projects in Child Development	33	1	1
C D 77X. Special Projects in Child Development	34	3	2
C D 77Y. Special Projects in Child Development	35	3	2
C D 80. Design Program Development and Daily Operation of Family Child Care	36	3	2

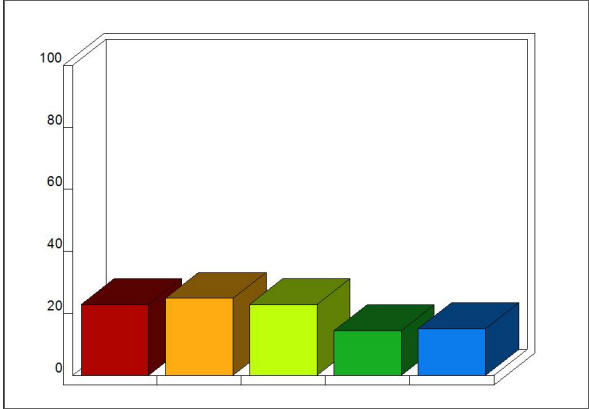
## Child Development Survey

Facilitating Inclusion in Early Childhood Programs: Intervention Strategies	37	2	1
C D 101W. Current Issues in Child Development	38	2	1
C D 101X. Current Issues in Child Development	39	2	1
C D 101Y. Current Issues in Child Development	40	4	3
C D 101Z. Current Issues in Child Development	41	1	1
C D 102W. Curriculum for Child Development Personnel	42	4	3
C D 102X. Curriculum for Child Development Personnel	43	1	1
C D 102Y. Curriculum for Child Development Personnel	44	2	1
C D 102Z. Curriculum for Child Development Personnel	45	3	2
C D 103W. Topics in Preschool Program Administration	46	5	3
C D 103X. Topics in Preschool Program Administration	47	2	1
C D 103Y. Topics in Preschool Program Administration	48	2	1
C D 103Z. Topics in Preschool Program Administration	49	3	2
EDUC 1. Introduction to Elementary Education in a Diverse Society	50	1	1
EDUC 46. Mathematics for Elementary Education	51	3	2
EDUC 56. Understanding and Working with English Language Learners	52	4	3
EDUC 58. Childrens Literature	53	0	0
EDUC 73. Early Childhood Mental Health	54	5	3
EDUC 74. Early Childhood Mental Health Seminar and Fieldwork	55	2	1
<b>Total Valid</b>		155	100

# Child Development Survey

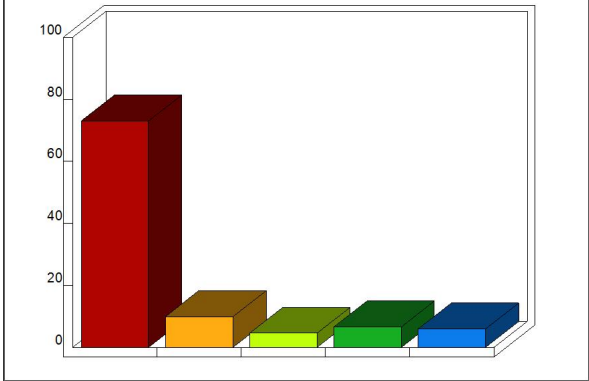
## 2. ENROLLMENT STATUS

Mean: 3

Response	Value	Frequency	Percent	Graph
New	1	35	23	
First year but not first quarter	2	38	25	
Second year	3	35	23	
Third year	4	22	14	
Fourth year or more	5	23	15	
Total Valid		153	100	

## 3. MAJOR AT DE ANZA: What is your major - the area in which you will concentrate most of your studies at De Anza?

Mean: 2

Response	Value	Frequency	Percent	Graph
Child Development/Education	1	111	73	
Psychology or other social science	2	15	10	
Nursing or other biological science	3	7	5	
Other	4	10	7	
Undecided	5	9	6	
Total Valid		152	100	

# Child Development Survey

4. What is your educational goal?

Mean: 2

Response	Value	Frequency	Percent	Graph
Transfer	1	57	37	
A.A / A.S. Degree	2	52	34	
Certificate	3	20	13	
Train for a new career	4	9	6	
Advance in job	5	12	8	
Maintain license/certificate	6	3	2	
<b>Total Valid</b>		153	100	

5. PRIOR EDUCATION: Check highest degree or certificate presently held.

Mean: 4

Response	Value	Frequency	Percent	Graph
GED	1	4	3	
High School Graduate	2	74	49	
Community College Certificate of Achievement-Advanced	3	3	2	
AA/AS Degree	4	17	11	
BA/BS Degree	5	28	19	
MA Degree	6	8	5	
Doctorate degree	7	1	1	
Foreign Degree	8	15	10	
Child Development Permit	9	1	1	
<b>Total Valid</b>		151	100	

# Child Development Survey

6. ETHNICITY: Your response to this item will be used in a report on the status of minority participation in teacher training programs. Check the one which best applies.

Mean: 6

Response	Value	Frequency	Percent	Graph
African Ancestry	1	1	1	
African-American	2	3	2	
American Indian or Alaskan Native	3	3	2	
Asian or Pacific Islander	4	59	39	
African American not Hispanic	5	1	1	
White not Hispanic	6	27	18	
Filipino	7	5	3	
Latinoa	8	37	24	
Mixed Ethnicity	9	13	8	
Other	10	4	3	
<b>Total Valid</b>		153	100	

7. PRIMARY LANGUAGE: When reading new material or hearing a lecture, what is your language preference?

Mean: 2

Response	Value	Frequency	Percent	Graph
English	1	106	69	
Cantonese/Mandarin	2	15	10	
Hindi	3	5	3	
Spanish	4	10	7	
Vietnamese	5	4	3	
Russian	6	3	2	
Other	7	10	7	
<b>Total Valid</b>		153	100	



# Child Development Survey

9. COURSE LOAD: Indicate the number of Child Development Units in which you are currently enrolled.

Mean: 3

Response	Value	Frequency	Percent	Graph
3 or fewer units	1	10	7	
4 - 6 units	2	68	45	
7 - 9 units	3	31	21	
10 - 12 units	4	22	15	
Over 12 units	5	20	13	
Total Valid		151	100	

10. SCHEDULING: Check all of the times that you would actually attend classes if offered.

Mean: -

Response	Value	Frequency	Percent	Graph
Classes beginning between 7:30 a.m. and 9:00 a.m.	1	43	29	
Classes beginning between 9:00 a.m. and noon	2	88	59	
Classes beginning between noon and 3:00 p.m.	3	62	42	
Classes beginning between 4:00 p.m. and 7:00 p.m.	4	58	39	
Friday evening	5	31	21	
Saturday classes	6	42	28	
Total Valid		148	100	

# Child Development Survey

## 11. EMPLOYMENT

Mean: 3

Response	Value	Frequency	Percent	Graph
Not working at this time	1	49	32	
Employed but not in Child Development related work	2	33	22	
Currently an aide or assistant teacher	3	33	22	
Currently a teacher	4	17	11	
Currently a program director	5	2	1	
Currently a home care provider	6	11	7	
Child Development Researcher	7	1	1	
Home Visitor	8	1	1	
Community Worker	9	1	1	
Mental Health Workers	10	2	1	
Family Partner	11	3	2	
<b>Total Valid</b>		153	100	

## 12. How many hours do you work each week in any field?

Mean: 3

Response	Value	Frequency	Percent	Graph
Less than 10	1	11	7	
10 to 20	2	42	28	
Up to 40	3	43	29	
More than 40	4	14	9	
Does not apply	5	40	27	
<b>Total Valid</b>		150	100	

# Child Development Survey

14. COMPLETING COURSE WORK: Who pays your tuition? (books, parking, transportation)

Mean: 4

Response	Value	Frequency	Percent	Graph
Self	1	86	57	
EOP	2	1	1	
TANF	3	1	1	
CARES plus	4	0	0	
Employer	5	3	2	
Parent	6	19	13	
Child Care	7	3	2	
Financial Aid	8	24	16	
Child Development Training Consortium: Book Vouchers	9	2	1	
Other	10	12	8	
Total Valid		151	100	

15. PROGRAM COMPLETION: Check all options that you will complete in this academic year.

Mean: -

Response	Value	Frequency	Percent	Graph
Certificate of Achievement Child development or Early Childhood Mental Health	1	43	35	
Certificate of Achievement-Advanced CD or Early Intervention/Special Ed.	2	21	17	
A.A. Degree in Child Development	3	16	13	
All transfer requirements for College or University of your choice	4	28	23	
18 quarter units required by Child Care Licensing	5	29	24	
Associate degree for transfer AA-T	6	12	10	
Child Development Permit	7	30	24	
Total Valid		123	100	

# Child Development Survey

16. SUPPORT SERVICES: What college service(s) would help you to be more successful?

Mean: -

Response	Value	Frequency	Percent	Graph
Study Skills class	1	59	42	
Tutorial services	2	42	30	
Advising in Child Development major	3	64	45	
Student led study group	4	20	14	
Child Development classes in Spanish or Chinese with English as a second language support.	5	11	8	
Language Instruction for Teachers Lab LIFTfor adult English Learners	6	7	5	
Smart Thinking Online tutorial	7	46	33	
<b>Total Valid</b>		141	100	

17. What student support service(s) have you used on campus?

Mean: -

Response	Value	Frequency	Percent	Graph
Counseling	1	75	52	
Placement Testing math and/or language	2	54	38	
Educational Diagnostic Center	3	8	6	
Tutorial Center	4	42	29	
Occupational Training Institute OTI	5	4	3	
Financial Aid	6	39	27	
Student Success Center	7	33	23	
Library	8	97	68	
<b>Total Valid</b>		143	100	

# Child Development Survey

18. OUTREACH AND ASSISTANCE ACTIVITIES: Which of the following have you participated in while a student in the Child Development department?

Mean: -

Response	Value	Frequency	Percent	Graph
Child Development Orientation	1	48	42	
Off-campus Student Teaching Practicum	2	11	10	
Child Development Training Consortium	3	14	12	
Friday Classes	4	26	23	
Saturday Classes	5	43	38	
Student Advisement with CD Child Development Instructor	6	25	22	
Cares Advisor	7	2	2	
Community Presentation	8	14	12	
Language Instruction for Teachers Lab LIFTfor adult English Learners	9	6	5	
Total Valid		113	100	

19. Do you have computer access or computer availability including the internet? Mark all that apply.

Mean: -

Response	Value	Frequency	Percent	Graph
Own/have computer and access to the internet	1	118	82	
I have daily access to a computer and internet	2	61	42	
I am able to access a computer and internet at the library resource center friend or relatives home.	3	29	20	
No access to computer or internet	4	6	4	
Total Valid		144	100	

# Child Development Survey

20. What do you feel is the biggest challenge to your success in classes?

Mean: 5

Response	Value	Frequency	Percent	Graph
Learning difficulties	1	10	7	
Physical barriers in environment	2	2	1	
English is your second language	3	29	19	
Work and/or family obligations	4	52	35	
Difficulty with the English language	5	3	2	
Difficulty with writing and reading English	6	6	4	
Lack of basic Math skills	7	5	3	
Other challenges not listed here	8	10	7	
I do not have any challenges	9	23	15	
Transportation	10	10	7	
<b>Total Valid</b>		150	100	

21. What teaching method helps you to be a more effective learner?

Mean: -

Response	Value	Frequency	Percent	Graph
Structured small group activities	1	68	47	
Group projects or presentations	2	43	30	
Lecture and discussion	3	78	54	
Multi-media e.g. video overhead presentations	4	66	46	
Distance Learning	5	13	9	
Community/volunteer service learning	6	37	26	
Online activities	7	23	16	
Exploration and hands-on activities	8	65	45	
Other	9	2	1	
<b>Total Valid</b>		144	100	

# Child Development Survey

22. PROGRAM PUBLICITY: How did you first hear about the Child Development program at De Anza?

Mean: 5

Response	Value	Frequency	Percent	Graph
Director	1	10	7	
Co-Worker	2	9	6	
College newsletter or newspaper	3	3	2	
College Catalog or Schedule of Classes	4	51	34	
Radio Television or Newspaper	5	2	1	
Child Development Department Website	6	23	15	
Word of Mouth	7	51	34	
<b>Total Valid</b>		149	100	

23. RATING: The classes you have taken at De Anza College Child Development Department.

Mean: 2

Response	Value	Frequency	Percent	Graph
Excellent	1	54	36	
Very Good	2	69	46	
Fair	3	23	15	
Below Average	4	4	3	
Poor	5	1	1	
<b>Total Valid</b>		151	100	

# Child Development Survey

24. Did the courses in CD at De Anza College prepare you to work in a high quality early childhood program?

Mean: 2

Response	Value	Frequency	Percent	Graph
Strongly Agree	1	64	42	
Agree	2	78	52	
Disagree	3	9	6	
Strongly Disagree	4	0	0	
<b>Total Valid</b>		151	100	

25. Did the CD courses at De Anza College prepare you with the knowledge and practices appropriate to teaching all young children?

Mean: 2

Response	Value	Frequency	Percent	Graph
Strongly Agree	1	71	47	
Agree	2	72	48	
Disagree	3	8	5	
Strongly Disagree	4	0	0	
<b>Total Valid</b>		151	100	



# Child Development Survey

26. Which description best suits the classroom/family child care home you currently work in?

Mean: 3

Response	Value	Frequency	Percent	Graph
Not applicable	1	15	10	
Infant/toddler group	2	47	32	
Preschool group	3	18	12	
School-age group	4	17	11	
Mixed-age group	5	52	35	
<b>Total Valid</b>		149	100	

27. If you attended the Child Development Student Orientation please rate how useful it was to you:

Mean: 3

Response	Value	Frequency	Percent	Graph
Very Useful	1	22	15	
Useful	2	51	34	
Not Useful	3	4	3	
Not Very Useful	4	2	1	
Did Not Attend	5	70	47	
<b>Total Valid</b>		149	100	

# Child Development Survey

28. How much has your experience in CD at De Anza College prepared you to communicate the developmental and behavioral needs of young children?

Mean: 2

Response	Value	Frequency	Percent	Graph
Very Much	1	87	58	
Somewhat	2	52	34	
Not Very Much	3	9	6	
Not At All	4	2	1	
Not Applicable	5	1	1	
<b>Total Valid</b>		151	100	

29. How much has your experience in CD at De Anza College prepared you to evaluate the development of young children?

Mean: 2

Response	Value	Frequency	Percent	Graph
Very Much	1	84	56	
Somewhat	2	49	33	
Not Very Much	3	14	9	
Not At All	4	1	1	
Not Applicable	5	2	1	
<b>Total Valid</b>		150	100	

# Child Development Survey

30. How much has your experience in CD at De Anza College prepared you to identify atypical development in young children?

Mean: 2

Response	Value	Frequency	Percent	Graph
Very Much	1	73	49	
Somewhat	2	59	40	
Not Very Much	3	12	8	
Not At All	4	4	3	
Not Applicable	5	1	1	
<b>Total Valid</b>		149	100	

31. How much has your experience in CD at De Anza College prepared you to utilize qualitative analysis, naturalistic observation techniques, to assess child development, classroom experiences, and curriculum?

Mean: 2

Response	Value	Frequency	Percent	Graph
Very Much	1	73	48	
Somewhat	2	63	42	
Not Very Much	3	8	5	
Not At All	4	4	3	
Not Applicable	5	3	2	
<b>Total Valid</b>		151	100	

# Child Development Survey

32. How much has your experience in CD at De Anza College prepared you to identify community resources to support children and families in solving programmatic dilemmas?

Mean: 2

Response	Value	Frequency	Percent	Graph
Very Much	1	62	41	
Somewhat	2	63	42	
Not Very Much	3	13	9	
Not At All	4	4	3	
Not Applicable	5	9	6	
<b>Total Valid</b>		151	100	

33. How much has your experience in CD at De Anza College help you to adapt ideas and methods to new situations in early childhood setting?

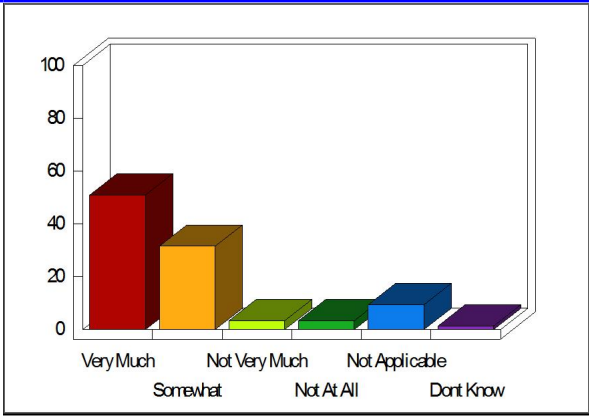
Mean: 2

Response	Value	Frequency	Percent	Graph
Very Much	1	78	52	
Somewhat	2	55	37	
Not Very Much	3	6	4	
Not At All	4	4	3	
Not Applicable	5	6	4	
<b>Total Valid</b>		149	100	

# Child Development Survey

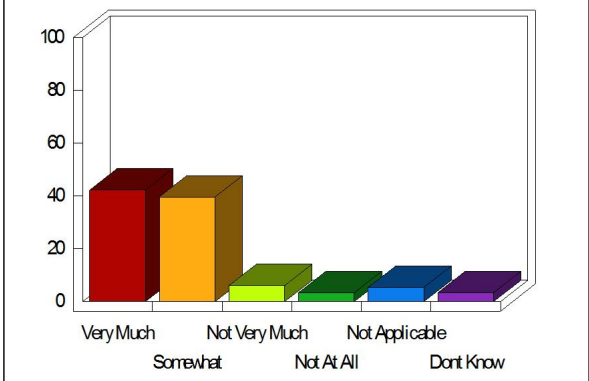
34. How much has your experience in De Anza College prepared you to create developmentally appropriate lesson plans for young children?

Mean: 2

Response	Value	Frequency	Percent	Graph
Very Much	1	76	51	
Somewhat	2	47	32	
Not Very Much	3	5	3	
Not At All	4	5	3	
Not Applicable	5	14	9	
Dont Know	6	2	1	
<b>Total Valid</b>		149	100	

35. How much has your experience in CD at De Anza College prepared you to solve ethical dilemmas in the early childhood setting?

Mean: 2

Response	Value	Frequency	Percent	Graph
Very Much	1	63	42	
Somewhat	2	59	40	
Not Very Much	3	9	6	
Not At All	4	5	3	
Not Applicable	5	8	5	
Dont Know	6	5	3	
<b>Total Valid</b>		149	100	

# Child Development Survey

36. How much has your experience in CD at De Anza College prepared you to explore with parents different scenarios to addressing their child's developmental or behavioral challenges?

Mean: 2

Response	Value	Frequency	Percent	Graph
Very Much	1	67	45	
Somewhat	2	52	35	
Not Very Much	3	11	7	
Not At All	4	4	3	
Not Applicable	5	10	7	
Dont Know	6	5	3	
<b>Total Valid</b>		149	100	

37. How much has your experience in CD at De Anza College prepared you to adjust your curriculum to address children needs in the early childhood setting?

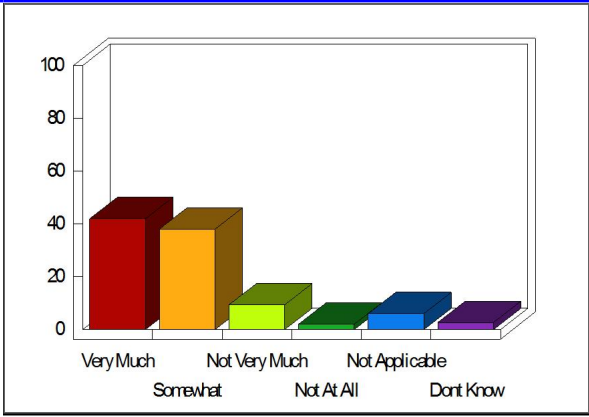
Mean: 2

Response	Value	Frequency	Percent	Graph
Very Much	1	68	45	
Somewhat	2	56	37	
Not Very Much	3	9	6	
Not At All	4	2	1	
Not Applicable	5	9	6	
Dont Know	6	6	4	
<b>Total Valid</b>		150	100	

# Child Development Survey

38. How much has your experience in CD at De Anza College prepared you to analyze research papers related to child development?

Mean: 2

Response	Value	Frequency	Percent	Graph
Very Much	1	63	42	
Somewhat	2	57	38	
Not Very Much	3	14	9	
Not At All	4	3	2	
Not Applicable	5	9	6	
Dont Know	6	4	3	
<b>Total Valid</b>		150	100	

**Question 3- MAJOR AT DE ANZA: What is your major - the area in which you will concentrate most of your studies at De Anza? Answer: Other**

Accounting
Child with special need
Engineering
English
Film&TV
Im just planning to transfer to a 4 year college, but my major at a university is Child Development.
kinesiology
Liberal Arts degree with an emphasis on social and behavioral sciences
psychology
Sociology

**Question 8- RESIDENCE: What is your residential zip code?**

94024
94040
94040
94070
94085
94085
94086
94086
94086
94086
94086
94086
94086
94086
94086
94086
94086
94086
94086
94086
94086
94086
94086
94086
94087
94087
94087
94087
94087
94087
94087
94087
94087
94087
94087
94087
94087
94087
94087
94089
94089
94301
94303
94303
94536
94536
94538
94560



95008
95014
95014
95014
95014
95014
95014
95014
95014
95014
95032
95033
95033
95035
95035
95035
95035
95035
95037
95037
95050
95050
95051
95051
95051
95051
95051
95051
95051
95051
95051
95054
95054
95054
95086
95110
95110
95111
95111
95111
95111
95111
95111
95111
95111
95111
95111
95112
95112
95116



95130
95130
95130
95130
95130
95131
95132
95132
95133
95134
95135
95136
95138
95138
95148
95153
96113

**Question 13- What is your worksite's zip code? (if applicable)**

9510
94022
94024
94024
94025
94040
94040
94043
94085
94086
94086
94086
94086
94087
94087
94087
94087
94087
94087
94301
94303
94402
95014
95014
95014
95014
95014
95014

95014
95030
95031
95035
95037
95037
95050
95051
95054
95054
95070
95070
95070
95070
95070
95110
95111
95114
95116
95118
95118
95118
95121
95122
95123
95123
95123
95123
95124
95124
95125
95125
95125
95126
95128
95128
95129
95129
95130
95132
95134
95137
95138
95148

**Question 20- What do you feel is the biggest challenge to your success in classes? Answer: Other**

counseling
im not a good writer
In class discussion in smaller groups
lack of evening classes
Mental health. Depression and Generalized Anxiety Disorder.
personal tutor
Procrastination, not spending enough time in studying
Tests
Too much homework

**Question 21- What teaching method helps you to be a more effective learner? Answer: Other**

Farsi
Reflection

**Question- 27 If you attended the Child Development Student Orientation please rate how useful it was to you: Do you have any suggestion for improvement?**

Career counseling
Have more on line courses available so more students may take advantage of these classes. Not everyone is able to attend classes on campus.
Have the teachers have a teacher/class survey
I am satisfied with the courses offered by college. The professors are very good at teaching the course.
I believe there needs to be a higher level of educational rigor such as starting class exactly on time and always going the full class time. Perhaps it was because I was only taking a once a week class and no one likes to concentrate for four hours straight, but I would have much preferred the whole class time be utilized effectively.
I suggest that instructor should be more clear when it comes to preparation for test taking. I feel like I learned a lot from the class, but because I tend to have difficulty with multiple choice it was hard for me.
I suggest there should be evening classes for other CD courses as well in addition to the one I am attending (CD12) within the same quarter.
Just continue helping studenys
Make sure all teachers are qualified and actually teach.
More help for assignments and clarity.
More physical examples and videos
Most of the students are there who learned English as second language and who don't know the technology of dealing with computer. So it is my suggestion that instructor should go easy on them. They should try to understand their problem.
Offer classes in the morning and more classes during regular quarters
Offer little more schedules for summer .some classes just have 1 timing thats all, no other time slots are available.
offer more evening classes that benefit students with late work schedules. Including math, reading and writing courses.
Offer more times for classes.

Sometimes the class which is required is limited regarding schedule. For the practicum classes, it's not required to take music and movement, math and science, and language classes anymore, but it should be necessary. It would be good add those classes for the requirement, at least one. For me, it is hard to take all the classes I want since the tuition is expensive.

The duration of course is short. Really it is 6 weeks.

workshops could be better planned and scheduled.last minute changes in time are really frustrating.

**27. If you attended the Child Development Student Orientation please rate how useful it was to you: Please make any comments you would like to the Division Dean regarding new coursework you would like to see, successes or problems you've experienced in the division, or other areas as needed.**

A bit easier readings.

Can students other than regular students, get registration for practicum classes. I am planning on taking Practicum, and I am working for my certificate, But I couldn't register for that. Practicum is always full. is there any option for taking practicum classes.

I can see F088B Positive Behavior management course which seems to be very interesting and great learning course which is available at foothill college but not at De Anza college. so, I think it should be added to De Anza courses.

I have experienced an issue with a teacher. I usually am able to communicate with my teachers and feel that i am getting the most out of the class. Martina Ebesugawa has made it very difficult for everyone in her class to work at their fullest Potential. She is demeaning, and does not allow us to speak freely about our experiences as a child development teacher. I really wish I could have had a better observation class, where I was properly given the information to help me grow.

I like all of these classes I have taken in De Anza College.

I think the new students should have access for course counselling before joining the college. That way they will have a better idea of the course structure. Thanks

I want to take CD12 courses in this summer.I want to see Dr.Sun in my new coursework.She has rectified our error and make us perfect for the real world.I got the successes .

I would like to see more group work, and less straight lecture.

In ESL class the subjects is too much the time is noting.

more child development and psychology workshops need to be held.

Ms Jila Malek has been the greatest motivation and help to stay on track! She is amazing teacher.

Offering more selection of classes in a quarter. More practicum opportunities.

Please give clear information about administrative units.

Some of the professors have different standards towards coursework / observation requirements and it is confusing.

The morning CD50 and CD10G, Spring 2016, the teacher tends to use Mandarin for her Mandarin speaking students. However, this ostracizes her other student during valuable lecture time. Instead, she should reserve that after class, after her lecture. Also her grading system and her expectations are not always made clear, and for several students it is very frustrating.



## Child Development & Education Department Student Survey

This survey is used for research purposes only. All responses will remain confidential. You may choose not to answer any questions.

Thank you for your time and support.

De Anza College

---

### 1. Which courses are you enrolled in?

Pick from the list provided here:

- C D 10G. Child Development (The Early Years)
- C D 10H. Child Growth and Development (Middle Childhood and Adolescence)
- C D 12. Child, Family and Community Interrelationships
- C D 050. Principles and Practices of Teaching Young Children

### 2. ENROLLMENT STATUS

- New
- First year, but not first quarter
- Second year
- Third year
- Fourth year or more

### 3. MAJOR AT DE ANZA: What is your major - the area in which you will concentrate most of your studies at De Anza?

- Child Development/Education
- Psychology or other social science
- Nursing or other biological science
- Other
- Undecided

If Other, please define here:

### 4. What is your educational goal?

- Transfer
- A.A / A.S. Degree

- Certificate
- Train for a new career
- Advance in job
- Maintain license/certificate

5. PRIOR EDUCATION: Check highest degree or certificate presently held.

- GED
- High School Graduate
- Community College Certificate of Achievement-Advanced
- AA/AS Degree
- BA/BS Degree
- MA Degree
- Doctorate degree
- Foreign Degree
- Child Development Permit

6. ETHNICITY: Your response to this item will be used in a report on the status of minority participation in teacher training programs.

Check the one which best applies.

- African Ancestry
- African-American
- American Indian or Alaskan Native
- Asian or Pacific Islander
- African American, not Hispanic
- White, not Hispanic
- Filipino
- Latino(a)
- Mixed Ethnicity
- Other

7. PRIMARY LANGUAGE: When reading new material or hearing a lecture, what is your language preference?

- English
- Cantonese/Mandarin
- Hindi
- Spanish
- Vietnamese
- Russian
- Other

8. RESIDENCE: What is your residential zip code?

9. COURSE LOAD: Indicate the number of **Child Development Units** in which you



are currently enrolled.

- 3 or fewer units
- 4 - 6 units
- 7 - 9 units
- 10 - 12 units
- Over 12 units

10. SCHEDULING: Check all of the times that you *would actually attend* classes if offered.

- Classes beginning between 7:30 a.m. and 9:00 a.m.
- Classes beginning between 9:00 a.m. and noon
- Classes beginning between noon and 3:00 p.m.
- Classes beginning between 4:00 p.m. and 7:00 p.m.
- Friday evening
- Saturday classes

11. EMPLOYMENT

- Not working at this time
- Employed but not in Child Development related work
- Currently an aide or assistant teacher
- Currently a teacher
- Currently a program director
- Currently a home care provider
- Child Development Researcher
- Home Visitor
- Community Worker
- Mental Health Workers
- Family Partner

12. How many hours do you work each week in any field?

- Less than 10
- 10 to 20
- Up to 40
- More than 40
- Does not apply

13. What is your worksite's zip code? (if applicable)

14. COMPLETING COURSE WORK: Who pays your tuition? (books, parking, transportation)

- Self
- EOP
- TANF

- CARES plus
- Employer
- Parent
- Child Care
- Financial Aid
- Child Development Training Consortium: Book Vouchers
- Other

15. PROGRAM COMPLETION: Check all options that you will complete in this academic year.

- Certificate of Achievement (Child development or Early Childhood Mental Health)
- Certificate of Achievement-Advanced (CD or Early Intervention/Special Ed.)
- A.A. Degree in Child Development
- All transfer requirements for College or University of your choice
- 18 quarter units required by Child Care Licensing
- Associate degree for transfer (AA-T)
- Child Development Permit

16. SUPPORT SERVICES: What college service(s) would help you to be more successful?

- Study Skills class
- Tutorial services
- Advising in Child Development major
- Student led study group
- Child Development classes in Spanish or Chinese with English as a second language support.
- Language Instruction for Teachers Lab (LIFT)for adult English Learners
- Smart Thinking (Online tutorial)

17. What student support service(s) have you used on campus?

- Counseling
- Placement Testing (math and/or language)
- Educational Diagnostic Center
- Tutorial Center
- Occupational Training Institute (OTI)
- Financial Aid
- Student Success Center
- Library

18. OUTREACH AND ASSISTANCE ACTIVITIES: Which of the following have you participated in while a student in the Child Development department?

- Child Development Orientation
- Off-campus Student Teaching Practicum

- Child Development Training Consortium
- Friday Classes
- Saturday Classes
- Student Advisement with CD Child Development Instructor
- Cares Advisor
- Community Presentation
- Language Instruction for Teachers Lab (LIFT)for adult English Learners

19. Do you have computer access or computer availability including the internet?  
Mark all that apply.

- Own/have computer and access to the internet
- I have daily access to a computer and internet
- I am able to access a computer and internet at the library, resource center, friend or relative's home.
- No access to computer or internet

20. What do you feel is the biggest challenge to your success in classes?

- Learning difficulties
- Physical barriers in environment
- English is your second language
- Work and/or family obligations
- Difficulty with the English language
- Difficulty with writing and reading English
- Lack of basic Math skills
- Other challenges not listed here
- I do not have any challenges
- Transportation

If you selected "Other," Please indicate what teaching method helps you below.

21. What teaching method helps you to be a more effective learner?

- Structured small group activities
- Group projects or presentations
- Lecture and discussion
- Multi-media (e.g. video, powerpoint presentations)
- Distance Learning
- Community/volunteer service learning
- Online activities
- Exploration and hands-on activities
- Other

If you selected "Other," please indicate your language preference below.

22. PROGRAM PUBLICITY: How did you first hear about the Child Development program at De Anza?

- Director
- Co-Worker
- College newsletter or newspaper
- College Catalog or Schedule of Classes
- Radio, Television or Newspaper
- Child Development Department Website
- Word of Mouth

23. RATING: The classes you have taken at De Anza College Child Development Department.

- Excellent
- Very Good
- Fair
- Below Average
- Poor

24. Did the courses in CD at De Anza College prepare you to work in a high quality early childhood program?

- Strongly Agree
- Agree
- Disagree
- Strongly Disagree

25. Did the CD courses at De Anza College prepare you with the knowledge and practices appropriate to teaching all young children?

- Strongly Agree
- Agree
- Disagree
- Strongly Disagree

26. Which description best suits the classroom/family child care home you currently work in?

- Infant/toddler group
- Preschool group
- School-age group
- Mixed-age group
- Not applicable

27. If you attended the Child Development Student Orientation please rate how useful it was to you:

- Very Useful

- Useful
- Not Useful
- Not Very Useful
- Did Not Attend

Do you have any suggestions for improvement?

Please make any comments you would like to the Division Dean regarding new coursework you would like to see, successes or problems you've experienced in the division, or other areas as needed.

---

## ICCs' Survey Questions (developed by a group)

For All Students Enrolled in CD Classes

28. How much has your experience in CD at De Anza College prepared you to **communicate** the developmental and behavioral needs of young children?

- Very Much
- Somewhat
- Not Very Much
- Not At All
- Not Applicable

29. How much has your experience in CD at De Anza College prepared you to **evaluate** the development of young children?

- Very Much
- Somewhat
- Not Very Much
- Not At All
- Not Applicable

30. How much has your experience in CD at De Anza College prepared you to **identify** atypical development in young children?

- Very Much
- Somewhat
- Not Very Much
- Not At All
- Not Applicable

31. How much has your experience in CD at De Anza College prepared you to **utilize qualitative analysis**, naturalistic observation techniques, to assess child development, classroom experiences, and curriculum?

- Very Much
- Somewhat
- Not Very Much
- Not At All
- Not Applicable

32. How much has your experience in CD at De Anza College prepared you to identify community resources to support children and families in **solving** programmatic dilemmas?

- Very Much
- Somewhat
- Not Very Much
- Not At All
- Not Applicable

33. How much has your experience in CD at De Anza College help you to **adapt ideas and methods** to new situations in early childhood setting?

- Very Much
- Somewhat
- Not Very Much
- Not At All
- Not Applicable

34. How much has your experience in De Anza College prepared you to **create** developmentally appropriate lesson plans for young children?

- Very Much
- Somewhat
- Not Very Much

- Not At All
- Not Applicable
- Don't Know

35. How much has your experience in CD at De Anza College prepared you to **solve** ethical dilemmas in the early childhood setting?

- Very Much
- Somewhat
- Not Very Much
- Not At All
- Not Applicable
- Don't Know

36. How much has your experience in CD at De Anza College prepared you to **explore** with parents different scenarios to addressing their child's developmental or behavioral challenges?

- Very Much
- Somewhat
- Not Very Much
- Not At All
- Not Applicable
- Don't Know

37. How much has your experience in CD at De Anza College prepared you to adjust your curriculum to address children needs in the early childhood setting?

- Very Much
- Somewhat
- Not Very Much
- Not At All
- Not Applicable
- Don't Know

38. How much has your experience in CD at De Anza College prepared you to **analyze** research papers related to child development?

- Very Much
- Somewhat
- Not Very Much
- Not At All
- Not Applicable
- Don't Know

Submit